


[Register](#) for a free SchoolPay Payment Center account:



Step 1 (Payer Info): Go to <https://www.schoolpay.com>, and click on **Create an Account**. Enter your information including email address, name, address and phone number, click **Continue**.



Step 2 (child/children information):

Add Students

+ Add New Student

Enter the district name, school name, add the student's first name or ID number, and last name. Click **Add Student**. The ID number is printed on the invoice you received. Repeat step two for each additional child in your household.

☒ I live more than 25 miles away from my student's school district

Please type the name of your school district

Romeo Community Schools

I don't see my school district

Please select your school:

Indian Hills Elementary
RCS
Romeo High School_9th Grade Academy
Romeo Middle School
Washington Elementary

80 [redacted] [redacted]

Add Student

Continue

Step 3 (confirm and log in): An email containing a randomly-assigned password will be sent to your email. If you do not see it, check your spam filter. Key in the password from the email into the final page of your registration. If you still don't see the email, click the Open Lock icon and follow reset instructions.

Set Your Password


Back 1 2 3. Finalize Cancel

An email was just sent to bmcleod64@att.net with a randomly generated password. To set a new password, enter this randomly generated password into the first textbox below. Then, enter your new password in the two following textboxes.

Set Password

Select from the list of items for the device you have a payment for, and add to the cart and Checkout


iPad: Repairs / Services



iPad Repairs or Services 1st Incident 2nd Incident 3rd Incident: Full Cost of Repairs or
[View More](#) Multi-Item

[VIEW ITEMS](#) X

iPad: 1st Incident



Repairs or Services to iPad 1st Incident
[View More](#) Payment to: Romeo Community Schools

[ADD TO CART](#) X

\$25




[Check Out](#) [BILLING](#)

Add a credit card, Review Order and Finish

Storing account information is optional and not required to register or use the service. Storing payment account information speeds check out and is required to perform some special functions such as automatic replenishment of food service accounts, however, it is never required.

Payment

[CREDIT CARD](#)


Payment Methods Accepted:   

Enter a Card

Credit Card Number

01 2021

CVV Code

☐ Save this card information for future use. 

Card Label

Total: \$25.00

[◀ CART](#) [REVIEW ORDER ▶](#)